



Prestel NCS-TCS8

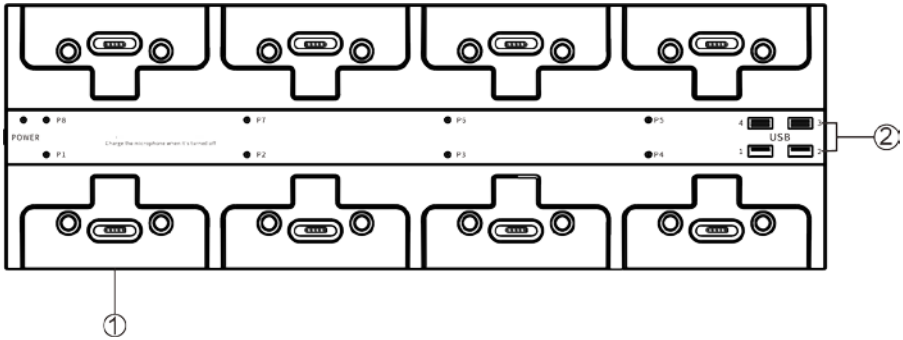
Wireless charging station



USER MANUAL

Interface Description

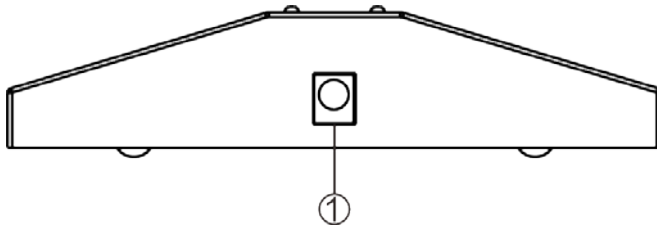
[Top View]



① 8-way magnetic charging interface: Put the microphone unit on it, and charge the microphone unit via magnetic connection.

② 4-way USB interface: 5V/1A.

[Side View]



① Power input interface: DC24V/5A power input.

About Charging time:

After the microphone runs out of power and automatically shuts down, it can be fully charged within 3 hours using the magnetic interface and 7 hours using the USB interface.

Note:

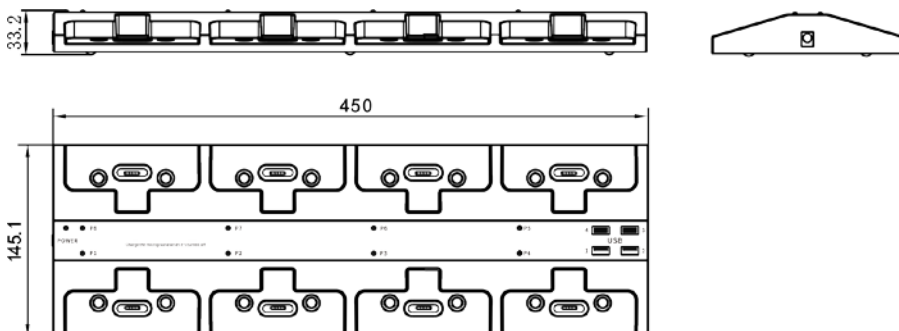
(1) It is recommended to charge after the microphone is off. The indicator light of the charging box shows red during charging and green after it is full. If the microphone power is very low at the beginning of charging, the charging box indicator light may turn green for up to 5 minutes before turning red to show charging, and then turn green again when it is full.

(2) When charging while the microphone is on, the battery icon in the upper right corner of the microphone screen shows the charging status. After the battery icon

shows "√", it can be used. When you turn on or use the microphone, it may take a long time to fully charge.

(3) When charging multiple microphones back to back, the microphone rod angle can be adjusted to the maximum.

Appearance Dimension Diagram(Unit:mm)



Specifications

Power	DC 24V/5A Power adapter input
Rated Output Power	Total output $\leq 120W$; Magnetic single path $\leq 12W$; USB single path $\leq 5W$
Standby Power Consumption	$< 3.5W$
Heat Dissipation	Active cooling
Interface	Magnetic charging interface*8, USB interface*4, Power input interface.
Operating Temperature	0°C-45°C
Operating Humidity	$\leq 90\%$ (non condensing)
Shell Material	ABS
Dimension	450×145.1×33.2mm (L*W*H)
Working Altitude	Below 2000 meters

Packing List



Power cord 1pcs
(3*1.0mm²/1.5m)
(Optional)



Power adapter 1pcs
(DC24V/5A)



TYPE-C USB cable
4pcs



Installation
manual 1pcs



Certification
1pcs